

Motors for Railway models: A helicopter view

Missenden Railway Modellers

Autumn 2020 Online

Mick Moignard

What type of motor should I use?

- Open frame Tri-ang X04 & Pittman types
- Pancake motors
- Coreless motors
- 3 pole / 5 pole skew wound or not?
- Portescap
- Can type motors such as the Mashima
- Replacements for Mashimas

Number of poles?

- 3 poles is minimum to guarantee self-starting
 - Most, but not all, motors have odd numbers of poles
 - More poles than magnets
- More poles means rotation is smoother
 - There are more pull/push points per revolution
 - Compare 4 vs 6 cylinder car engines
 - Or 2 vs 3 Cylinder (but not 4!) cylinder steam
 - Turn a motor by hand and feel the “cogging” effect
- Skewing the poles reduces cogging
 - Magnetic force applied gradually to coils as they approach the magnet
 - Smoother rotation, less torsional vibration



Torsional vibration

- **Wikipedia:** **Torsional vibration** is angular vibration of an object—commonly a shaft along its axis of rotation. Torsional vibration is often a concern in power transmission systems using rotating shafts or couplings where it can cause failures if not controlled.
- Think of it as jerky rotation; motor speeding up and slowing down in steps per revolution
- In models, it usually appears as excess gearbox noise
- Made worse by:
 - High motor and gear speed
 - Use of straight cut gears
 - Number of gears in the gearbox

Speed?

- More motor speed = more noise
- Higher reduction ratio = more gear noise
- Spur gears – even more noise
 - Particularly if rotating at motor speed
- Max speed of a steam locomotive is normally 5-7 rps
 - A4 with 80" wheels does 252 revs/mile, 7rps @ 100mph
 - 9F with 63" wheels is doing 8 rps at 90mph
- 20:1 gearing, 7rps is 140rps at the motor; 8400rpm.
- Best to use slow-revving motors, under 10000rpm no-load

Flywheels?

- Add inertia to motor
 - Can smooth locos with poor pickup
 - May reduce torsional vibration on poor motors
- Require space to fit
 - Not much point in using one that is too small or too light
- Small locos that most need them don't have the space for them
- Exacerbate out of true noise & vibration
- DCC decoders offer inbuilt acceleration/deceleration settings
 - Which don't have to be the same, or indeed linear
- Are they really necessary with DCC and today's motors?

How are you going to control it?

- An H&M duette?
- DC “Feedback” controller?
- DCC decoder?
 - Sound?
- What’s the best choice for my motors?

DCC Sound?

- Loco needs to be mechanically silent
 - You really don't want motor noise overweening the sound decoder
 - Especially if the loco is coasting
- Noise starts with the motor
- Torsional vibration: generates gearbox noise
- Rotational vibration causes resonance noise
- High motor speed requires high reduction ratios, which exacerbates gearbox noise

What type of motor should I use?

- Open frame Tri-ang X04 & Pittman types
- Pancake motors
- Coreless motors
- 3 pole / 5 pole skew wound or not?
- Portescap
- Can type motors such as the Mashima
- Replacements for Mashimas

Let's look
at the Pros
& Cons of
different
types

X04/Pittman Style motors


- Cons
 - Magnet remote from windings: poor magnetic circuit
 - Older magnet materials suffer immensely if the magnetic circuit is ever broken
 - X04 only 3 pole
 - 5 pole versions were available
 - Open commutator – easy to clean but easy to oil as well
 - Makes inside of loco dirty
 - Large current draw, gets worse as the magnets weaken
 - Also reduces brushgear life
 - Very prone to excessive torsional vibration
 - Very high speed: ~ 20000rpm
 - After all, it was made for toy trains, not scale models!
 - Obscures all the other issues
 - Poor low speed and starting characteristics
 - Physically very large and hard to mount: frame cutouts required
- Pros
 - None

Pancake motors

- These ones you find in Hornby tender drives
- Cons
 - 3-pole
 - Poor to useless slow speed characteristics
 - So they run fast to compensate
 - Which requires higher gear ratios
 - Tend to be matched with spur gears
 - Noisy...
 - Torsional vibration
 - Note too that most of them have traction tyres!
 - Which says a lot....
 - High current draw – especially if the magnet is getting weak
 - Impossible remounting
- Pros
 - None



Coreless motors

- Cons
 - Designed to accelerate and decelerate very quickly: no flywheel effect
 - Some are intended to run at very high speeds
 - May require high gear ratio – which is a recipe for added noise
 - Noisier than you might think
 - High frequency hissing noise from the brushgear
 - Very easy to damage
 - No iron core to absorb heat generated if stalled mechanically
 - Brushgear cannot take excess currents – see right
 - Low-frequency pulse spikes will cause brushgear damage
 - unsmoothed DC, low frequency BEMF or old, low frequency DCC decoders
 - Many cannot take end-thrust from a worm drive
 - Primary drive must be spur/belt or via a separate gearbox with thrust bearings and a coupling
 - Shaft length often quite short – under 10mm
 - Good ones tend to be expensive; £50 to £150 each and more....



Coreless motors

- Pros
 - Smooth rotational characteristics:
 - often have 9/11/13 poles or even more:
 - **no** torsional vibration
 - Low current draw
 - Designed for control via high-frequency PWM
 - They're not actually designed for pure DC
 - Usually have mounting holes in the driven end
 - Some models available double-ended
 - Diesels, flywheels...
 - Newer motors run more slowly
 - Reduces the issues of gearbox noise



Portescap

- Brand of Coreless motor
- 1970s go-to motor choice
 - Because the alternatives (X04...) were much worse
 - 1219 in particular runs very fast
- Sold for model railway use with integrated gearbox
 - Deals with the high speed – and the lack of torque
 - All spur gears including bevel primary reduction
 - Gearboxes often very noisy




Mythbusting: Coreless motors and “Feedback”

- Coreless motors are damaged by low frequency pulses
 - Heats up the brushgear, which has no thermal capacity
- Early DC “feedback” controllers work at around 10hz
 - DC “halfwave” or “pulse power” was either 25hz or 50hz
- DCC Decoders use Pulse Width Modulation (PWM) to drive the motor
 - The supply is **on** or **off**, with nothing in between
 - “Duty Cycle” controls the speed – ratio of **on** to **off**
 - When on, the power is always 12v or so
- What matters is the PWM speed
 - Modern decoders use 19Khz and above
 - Some reach as high as 50Khz
 - Which is all fine with coreless motors
- Coreless motors **are safe to use** with modern DCC Decoders

Small Open Frame

- Cons
 - Less than optimal magnetic circuit
 - Flat magnets not curved round the armature
 - Run rather fast
 - May be noisy
- Pros
 - Often good torque for the size
 - Easy to mount – screw mounts in the ends
 - Good Solder tags
 - Double-ended

Mashima M16K



Sagami cans

- Cons
 - Awful cogging
 - Useless low speed characteristics
 - Noisy
 - Hard to mount: no screw holes in the end
- Pros
 - None

Mashima cans

- The go-to motor of the 90s/00s/10s
- But now out of production:
 - magnet supply issues
 - retirement of Mashima-San
- Cons
 - None, really
- Pros
 - Price, performance, reliability, quietness
 - Choice of sizes
 - Good low speed performance and torque
 - Easy mounting via holes on drive end
 - Which allow for integrated/addon gearboxes of the High Level variety
 - Double shafts

What do we really need?

- Silent operation: compatible with DCC Sound
 - No vibration of any kind
- Insulated brushgear
- Good low speed torque
- Realistic top speed: 6000 – 10000rpm area
- Good mounting options
 - 15mm or so drive shaft length
- Generous sized oil-retaining bearings
- Able to take axial thrust from worm drives.

Don't fall into the trap...


- Use a 3v or 6v motor with DCC by tweaking CV5 or the speed table?
 - It won't work
 - PWM always supplies track voltage to the motor
 - Just not all of the time...
- The motor won't last long
 - **Seconds** if it is a coreless motor
 - Such as a phone vibrator motor or drone motor.
- Always use a 12v motor
 - Or resistors – which you must then expect to get **HOT**

What now and next


- Mashimas are hard to get
 - Roxey Mouldings, Scale Link, Branchlines (no web site)
- Chinese-made 3 and 5-pole motors
 - Good value for money in most cases
 - Often used in Korean and Chinese made brass models
 - Mitsumi brand
 - Canon also make small motors – again, 3 pole
 - Comet Models, Taff Vale and many other suppliers often keep these
- Maxon, Portescap, Faulhaber modern coreless
 - Expensive: think £50 upwards in most cases
 - Digikey sell Portescap motors singly
 - Maxon UK also sell singly
- TramFabriek have a large range of small, relatively slow speed, coreless motors at decent prices

Minebea

- Minebea motors – via eBay
 - Designed by Mitsumi
- 15mm square 6-pole/4 magnet motor
 - Massive torque
 - Slow speed – 6500 rpm max
 - As near silent as you will get
 - 2mm shaft
 - I can recommend these wholeheartedly
 - Easily outperform \$150 Maxons
 - £3 for two....
 - Google “SE15HOSLTP”
- Other sizes also available
 - 10mm is however a 6v motor....



internal structure



Other Suppliers...

- NorthWest Short Line: US railway modeling supplier
 - Range of Chinese motors
- RS Components!
 - Have a Mashima 1833 clone made by Canon
 - And other good, larger motors

Avoid...

- Motors not made for model railway use
 - May be noisy, very noisy
 - I've seen motors intended for cordless screwdrivers and vending machine drives in some Chinese-made O-Scale models
 - Boat motors:
 - Noisy – there's no reason for them to be quiet
 - Slot car motors
 - designed to run in one direction only and for short periods only
 - And require vast currents and run very hot
 - Noise is important to their users!
 - Radio control plane motors
 - Often 3v
 - Drone motors
 - 3v, and very short shafts
 - Pager motors
 - 3v, 6v.
- Anything that looks too cheap to be true
 - It probably is (except the Minebea motors!)
- Anything with a stall current draw over 2 amps
 - 1 amp for 4mm scale and below

Questions, Comments

- ~~Find me in the DCC Sound workshop~~
 - ~~Dahl syndicate room~~
 - ~~by the door to the old building/bar/dining room~~
- ~~Catch me in the bar!~~
- mick@mickmoignard.com